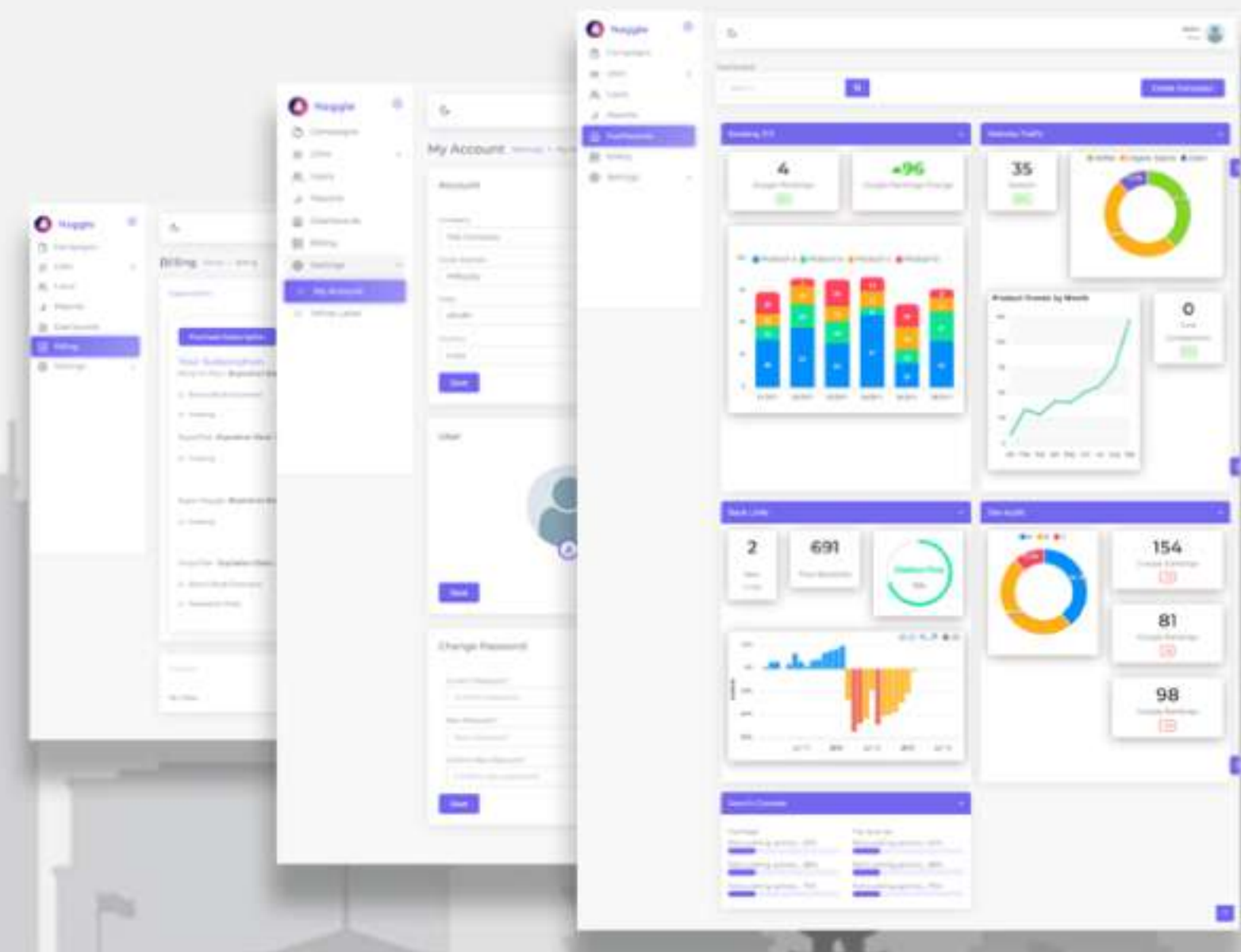


Success Stories

Analytics, SEO Ranking Industry



Automated Analytics Dashboards | Social Media reports | Custom reports

This application deals with creating customizable dashboards and reports that connect with your clients Search engine updates and data for Analytics. User can add Social Media reports on Dashboard to access the details. This application help you to connect your client marketing reports in one place.



Requirements

1. Social media and google analytics needed on single Dashboard without managing on different platforms.
2. There are two types of users, super admin, user, and agents.
3. Superadmin manages plans and other users.
4. Users can create campaigns and integrate social media accounts through their accounts.
5. Campaign displays social media analysis in the form of graphs and reports.
6. Set scheduler to sync analytics data from social media platforms to website databases.

Our Strategy

RESEARCH & PLANNING

To build the Social media and Google Analytics application for managing Search Engine updates & Brand value, we bought a strategic requirement gathering process in place. We study the ideas and other important aspects in the client meeting. We used different strategies throughout the process so that he could achieve the best results.



DESIGN



UX



DEVELOPMENT

Challenges

We have few challenges in order to build this system:

- ✓ We have challenges in order to integrate social media platforms to gather data for generating reports and graphs on the dashboard. That data is syncing through website crawling.

Solutions

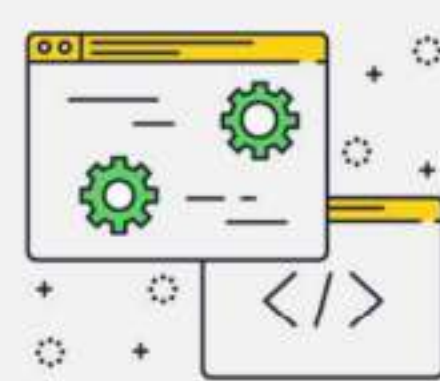
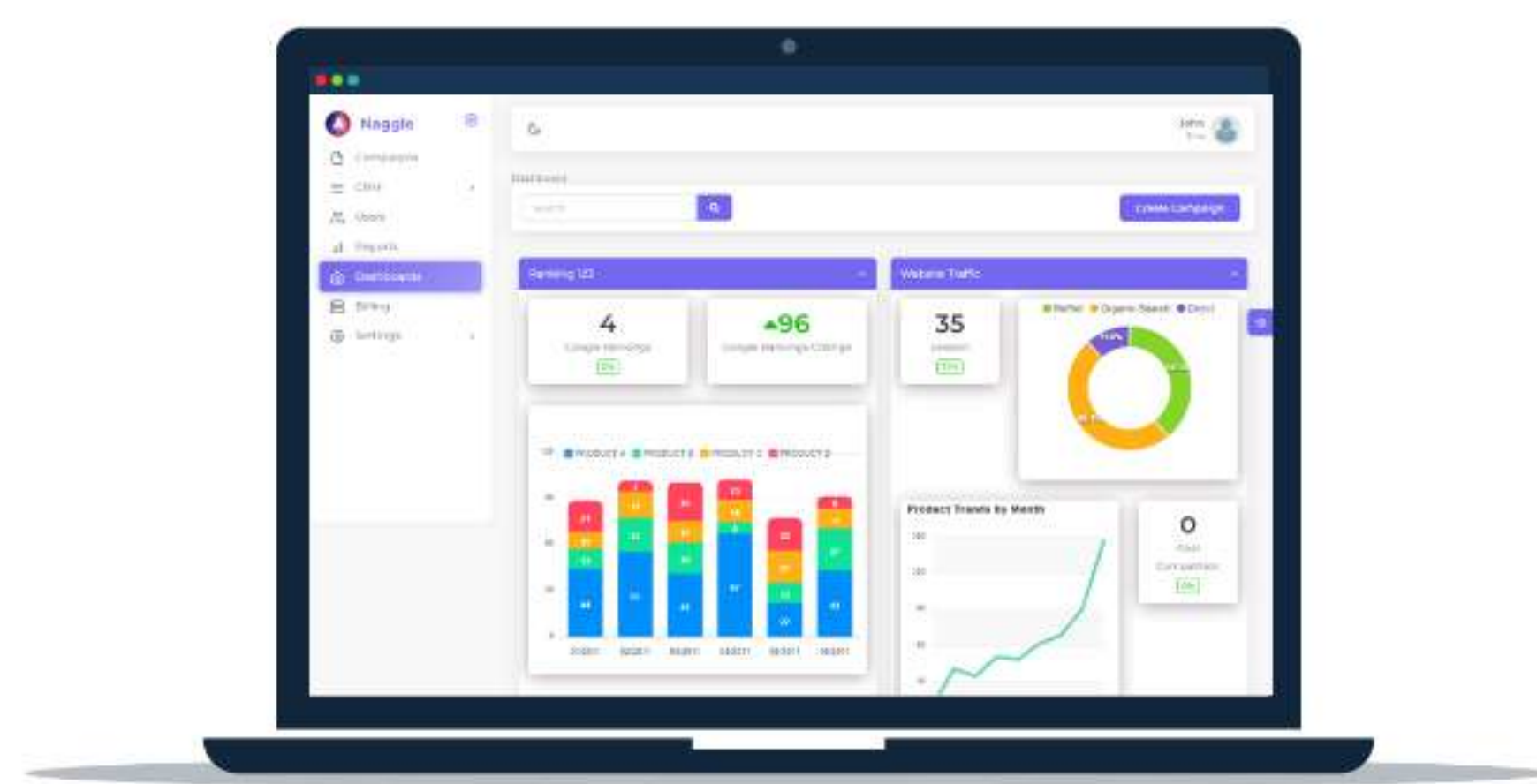
Our Technical Solutions to Client's Needs

- ✓ For this purpose we have used third party APIs Google Places, Bing APIs, Google Analytics, Google Search Console, Google My Business, Twitter, LinkedIn, Instagram. Also we have used ahrefs to check backlinks. And to handle broken links we have created custom APIs as well.

Features

The Key features of Naggle

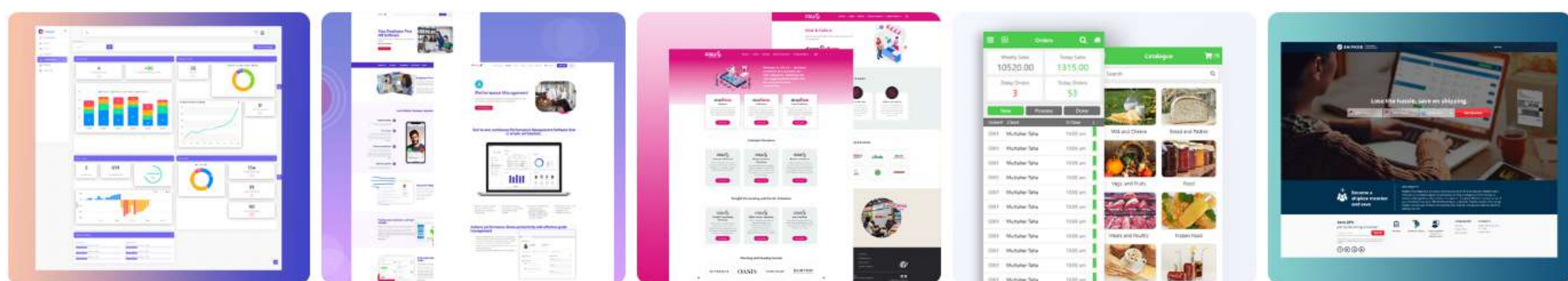
- 01 Custom Dashboards and Reports**
Naggle helps you to Build Dashboards & Reports Your Own Way. You can customize them as per you needs.
- 02 Complete Control**
Naggle helps you to take a control of your branding with fully white-labeled dashboards and reports that match your agency's brand.
- 03 SEO Tools for Brand recognition**
Naggle helps you to grow your agency under one roof with the helps of the SEO tools for agencies.
- 04 Client and Staff Management**
Naggle provides a feature where you can manage your entire agency client and staff management.



Technologies and Tools

Angular 12, .Net Web API, HTML, SQL server

More Case study



Feel Free To Contact Us

Support

Mail us for:
Complaint/Suggestion

Video Call

WhatsApp
Skype Video

Call Us

+91-977-988-9868
+1 (718) 880-8657

Email Us

Services: sales@sensationsolutions.com
HR: hr@sensationsolutions.com

Get In Touch



India

F-7, Phase-8, Industrial Area,
Sahibzada Ajit Singh Nagar, Punjab
160071
contact@sensationsolutions.com
+91-9779889868



Canada

3662 28 A St. NW.,
Edmonton, Alberta T6T 1N4
daniel@sensationsolutions.com
+1 (718) 880-8657



Australia

Clovelly Park,
South Australia, 5042, Australia
harpal.boparai@sensationsolutions.com
+1 (718) 880-8657



USA

198 Foster Ave,
Brooklyn, NY 11230
sudhir@apscentral.com
+1 (718) 880-8657